


# Portrait Desk Flip Calendars - COVER

6.5" x 7.5"



- - - - · bleed (Extend all background images to this line)

———— dieline (Cut line)

- - - - · safety (Keep all important text and information inside this area)

# Portrait Desk Flip Calendars - JANUARY

## 6.5" x 7.5"



--- · bleed (Extend all background images to this line)

— dieline (Cut line)

--- · safety (Keep all important text and information inside this area)

# Portrait Desk Flip Calendars - FEBRUARY

## 6.5" x 7.5"



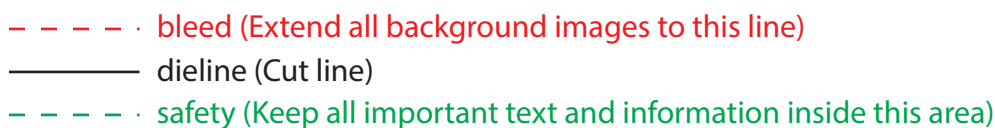
--- · bleed (Extend all background images to this line)

— · dieline (Cut line)

--- · safety (Keep all important text and information inside this area)


# Portrait Desk Flip Calendars - MARCH

6.5" x 7.5"



# Portrait Desk Flip Calendars - APRIL

## 6.5" x 7.5"

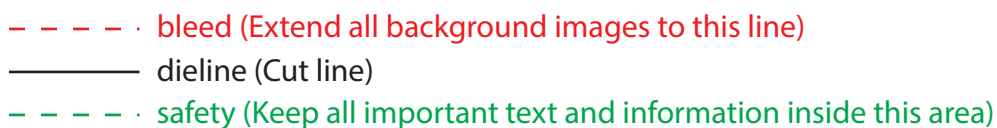


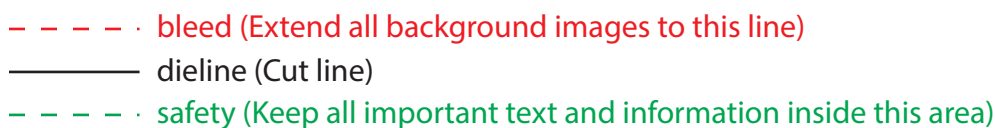
--- · bleed (Extend all background images to this line)

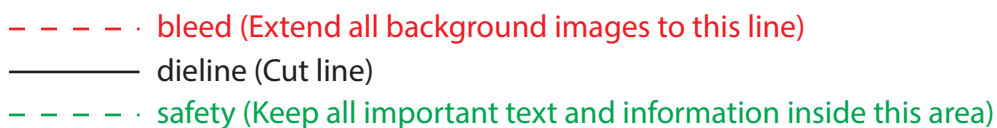
— · dieline (Cut line)

--- · safety (Keep all important text and information inside this area)

## Portrait Desk Flip Calendars - MAY



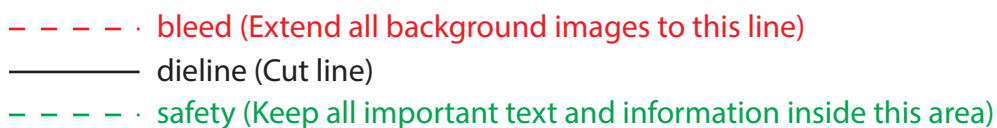






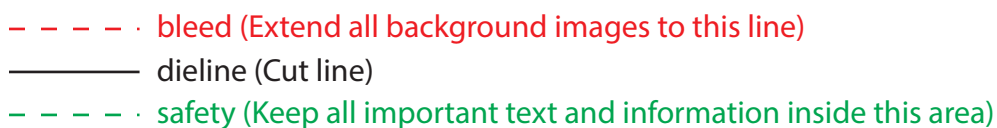
# Portrait Desk Flip Calendars - AUGUST

6.5" x 7.5"



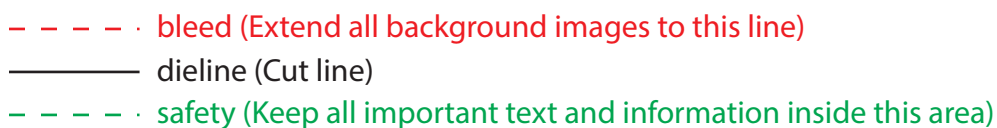
# Portrait Desk Flip Calendars - SEPTEMBER

6.5" x 7.5"




# Portrait Desk Flip Calendars - OCTOBER

6.5" x 7.5"



# Portrait Desk Flip Calendars - NOVEMBER

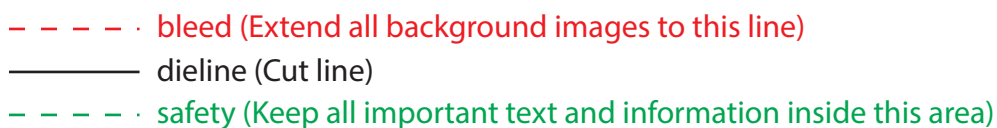
6.5" x 7.5"



- · bleed (Extend all background images to this line)
- dieline (Cut line)
- · safety (Keep all important text and information inside this area)

# Portrait Desk Flip Calendars - DECEMBER

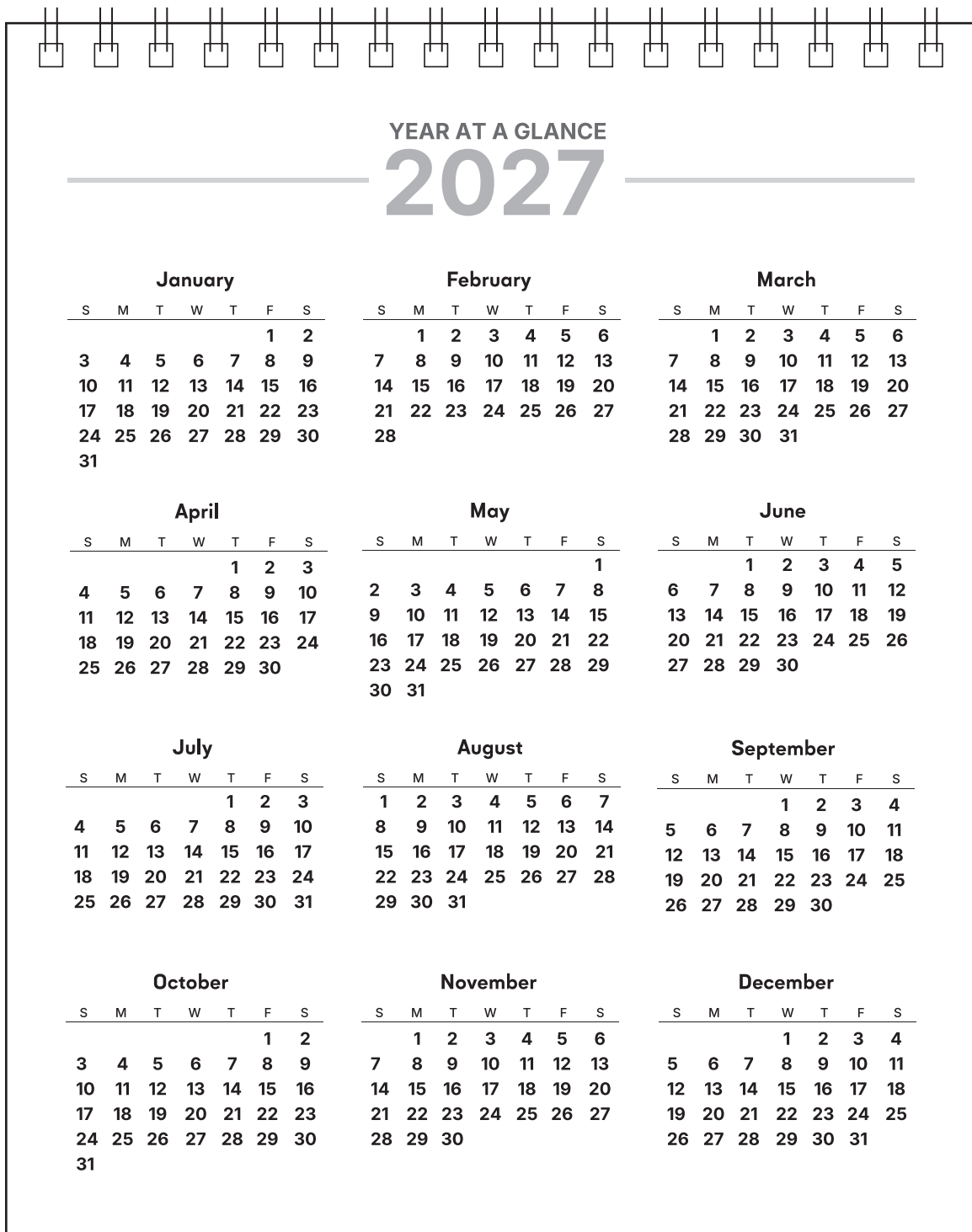
6.5" x 7.5"



# Portrait Desk Flip Calendars - BACK COVER

## 6.5" x 7.5"

**NO ARTWORK NEEDED**



--- · bleed (Extend all background images to this line)

— dieline (Cut line)

--- · safety (Keep all important text and information inside this area)