


# Portrait Desk Flip Calendars - COVER

## 6.5" x 7.5"



- - - - · bleed (Extend all background images to this line)
- dieline (Cut line)
- - - - · safety (Keep all important text and information inside this area)

# Portrait Desk Flip Calendars - JANUARY

## 6.5" x 7.5"



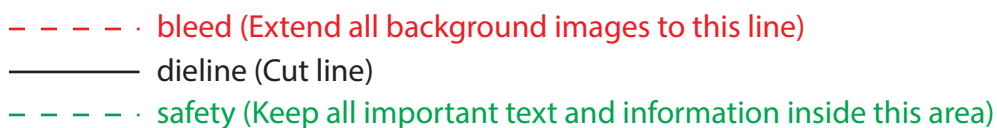
--- · bleed (Extend all background images to this line)

— dieline (Cut line)

--- · safety (Keep all important text and information inside this area)

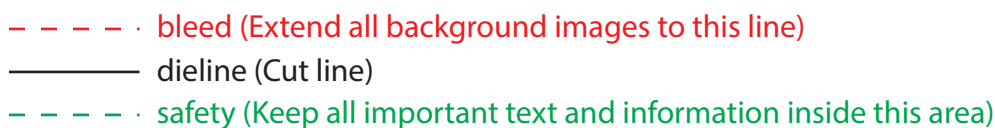
# Portrait Desk Flip Calendars - FEBRUARY

6.5" x 7.5"



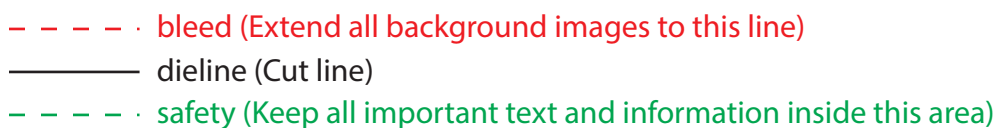
# Portrait Desk Flip Calendars - MARCH

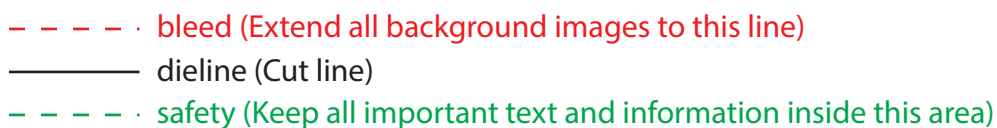
6.5" x 7.5"



# Portrait Desk Flip Calendars - APRIL

6.5" x 7.5"





# Portrait Desk Flip Calendars - JUNE

## 6.5" x 7.5"



--- · bleed (Extend all background images to this line)

— dieline (Cut line)

--- · safety (Keep all important text and information inside this area)

# Portrait Desk Flip Calendars - JULY

## 6.5" x 7.5"



- · bleed (Extend all background images to this line)
- dieline (Cut line)
- · safety (Keep all important text and information inside this area)



# Portrait Desk Flip Calendars - AUGUST

6.5" x 7.5"



--- · bleed (Extend all background images to this line)

— · dieline (Cut line)

--- · safety (Keep all important text and information inside this area)

# Portrait Desk Flip Calendars - SEPTEMBER

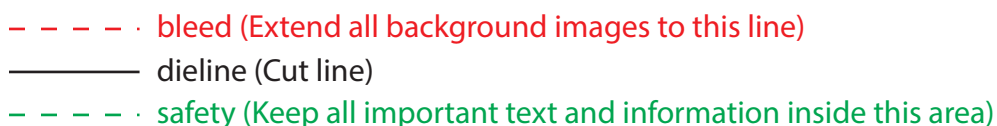
6.5" x 7.5"



- · bleed (Extend all background images to this line)
- dieline (Cut line)
- · safety (Keep all important text and information inside this area)

# Portrait Desk Flip Calendars - OCTOBER

6.5" x 7.5"



# Portrait Desk Flip Calendars - NOVEMBER

6.5" x 7.5"



--- · bleed (Extend all background images to this line)

— dieline (Cut line)

--- · safety (Keep all important text and information inside this area)

# Portrait Desk Flip Calendars - DECEMBER

## 6.5" x 7.5"

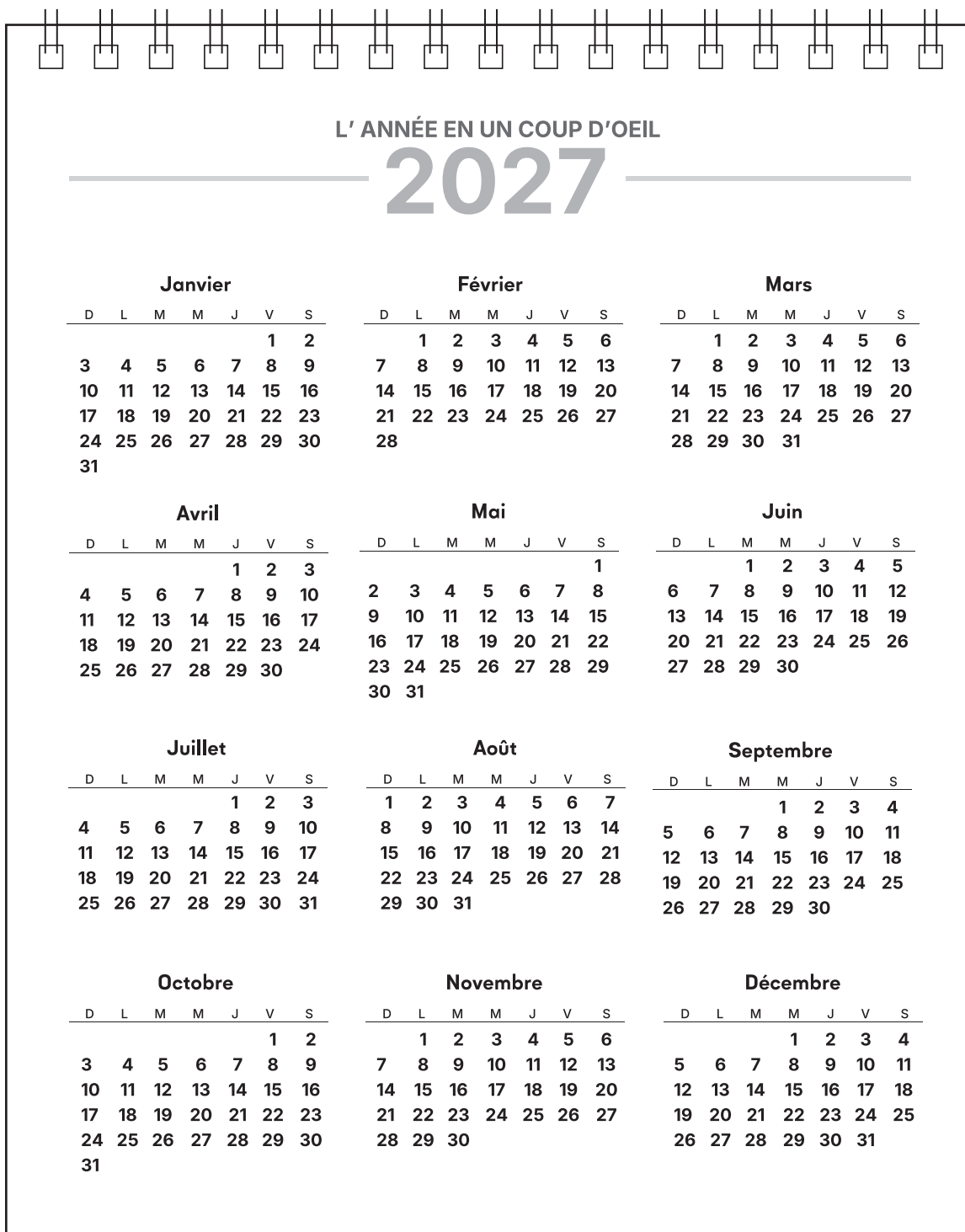


- · bleed (Extend all background images to this line)
- dieline (Cut line)
- · safety (Keep all important text and information inside this area)

# Portrait Desk Flip Calendars - BACK COVER

## 6.5" x 7.5"

**NO ARTWORK NEEDED**



--- · bleed (Extend all background images to this line)

— dieline (Cut line)

--- · safety (Keep all important text and information inside this area)